




Amwell

Washrooms from concept to completion

Uniclass L2226
Cl/SfB
(22.3) X
March 2013

Washrooms for education



Washrooms from concept to completion

We have worked with schools for 30 years and understand the demands of the washroom in an educational environment. As a result we have developed a range of safe, easily cleaned, reliable washrooms that look great.

“Amwell’s products are really well designed and there is a fantastic range of colours to choose from.”

Christine Morrison, Senior Finance Officer, Wareham Middle School

Contents

Pre-school and Primary

02-05

Playtime

02-03

Acorn

04

Secondary and Higher Education

05-07

Impact/Axis

05

Splash

06

Floor to ceiling cubicles

07

Aqua ranges

08-10

Aqualine changing cubicles

09

Aquabench and Aquasafe lockers

10

Vanities, Duct panelling and Accessories

11-12

Our service and support includes

- site visits from our area sales managers to advise on suitable products
- friendly internal sales team to provide samples and guidance
- estimators who are happy to discuss your project so you meet your budget
- working drawings will be sent for your approval
- we also have qualified fitters to install the products with the support of a dedicated team of Contracts Manager, CAD Draughtsman and Quantity Surveyor. A Health and Safety Officer is also part of the team.

“Amwell’s customer care service was second to none and we would definitely use them again for future projects.”

Elaine Jackson, Office Manager, Valley Primary School



Pre-school and Primary washrooms [page 2](#)



Secondary and Higher Education [page 5](#)



Benching and lockers [page 10](#)

Encourage children to get involved with the fantastic ‘Go create’ area on our website www.amwell-systems.com



FM00784



SGS-COC-2572

© 1996 Forest Stewardship Council A.C.

By buying products with the FSC label you are supporting the growth of responsible forest management worldwide



CONTRACTORS HEALTH & SAFETY ASSESSMENT SCHEME
Accredited Contractor
www.chas.gov.uk



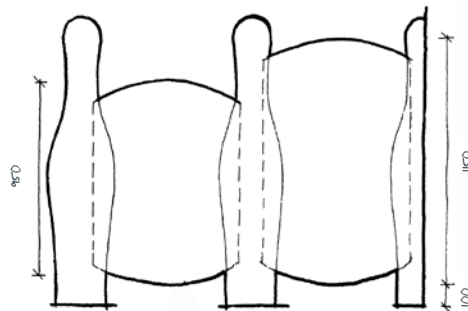
Product Guarantee

Playtime

Lively and different, one cubicle with two options, Skittles with rounded door or Arches with curved top door.



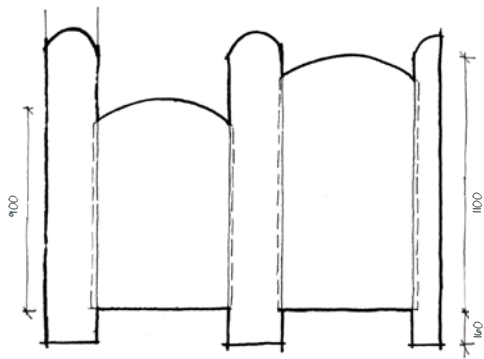
Playtime with Skittles pilasters and rounded doors



Two door and division heights



Playtime with Skittles pilasters and Ladybirds print rounded doors



Two door and division heights




Playtime with Arches pilasters and Dinosaurs print curved top doors

Playtime should be fun, and Playtime with Skittles pilasters and complementary rounded door is certainly that. Alternatively choose Arches, the rounded top and radiused pilasters complemented by the same soft profile curve to the doors and an amazing washroom design opportunity unfolds.

A choice of two door and division heights makes Playtime an ideal solution for both pre-school and infant schools. Safe and hygienic with a range of 36 panel colours, 3 fun laminate designs and 4 fitting colours all to choose from.

Playtime features:

- Free-standing sturdy design ensuring rigidity
- Choice of materials: MFC, HPL or SGL
- Anti finger trap hinge
- Inward or outward opening doors
- Choice of magnetic catch or indicator bolt



Flags*

Dinosaurs*

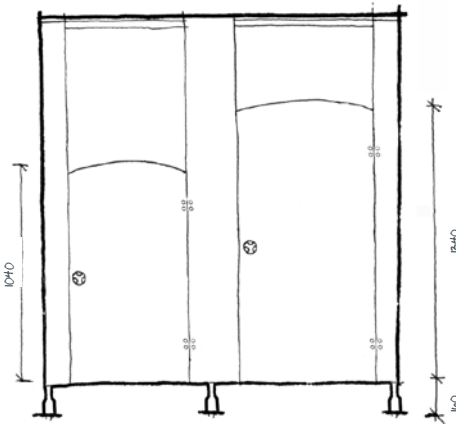
Ladybirds*

A choice of three vibrant and engaging laminate print designs for cubicle doors and vanity under panels to make children's washrooms come alive

*HPL only

Acorn

Versatile and practical, a washroom solution that looks great and works hard.



Suggested door heights

Acorn is the classic children's washroom with gently radiused doors and sweeping divisions in 36 colours. Available in various heights to suit requirements Acorn features strong aluminium headrail and fittings plus 3 fun laminate designs.*

*HPL only

Acorn features:

- Classic design with rigid aluminium headrail
- Choice of materials: MFC, HPL or SGL
- Anti finger trap hinge
- Inward or outward opening doors
- Choice of magnetic catch or indicator bolt



Impact/Axis

Two cubicles, both attractive and practical, the only difference is the material



Axis cubicles in MFC

Both Impact and Axis deliver lasting style and performance on a budget. Available in 36 colours and with a choice of pilaster, the cubicles are complimented by polished aluminium fittings, delivering robust cubicles that do not compromise on quality.

Impact has High Pressure Laminate doors and divisions, so it can easily take the wear and tear of medium traffic areas.

Axis is constructed from Melamine Faced Chipboard and is a practical solution for dry areas where cost is key.



Impact cubicles in HPL with 18mm thick square edge pilasters

Splash

Create a school washroom that is bubbling with fun, but strong enough to withstand the worst.



Splash set back leg

Splash features:

- Robust water and vandal resistant material
- Ideal for high traffic areas
- Structural headrail and through fixed hinges for ultimate durability
- Standard height 2100mm or floor to ceiling option
- Works perfectly as a shower cubicle



Splash with Eden doors and Charcoal pilasters

Floor to ceiling cubicles for complete privacy



Experiment with colour on the Create It section of our website

www.amwell-systems.com/go-create.html

There is a growing demand for complete privacy in the washroom area in secondary schools.

Ultimate privacy can be achieved by our floor to ceiling cubicles with doors and pilasters being just 10mm above floor level, while the divisions have the option of being taken right down to the floor into a specifically designed channel.

Our Splash range works perfectly as a floor to ceiling cubicle.



Maximum floor to ceiling cubicle is dependent on laminate sheet size.

Aqua ranges

The complete sports and leisure offer

Our Aqua range has been designed to provide schools and leisure facilities with products that offer maximum flexibility and high performance.

Aqualine

Aqualine has a rigid framed construction. This allows for free standing installations, maximising space. The 13mm SGL panels are through-fixed and fully water and impact resistant, available in a choice of 36 colours. We offer a range of cubicle configurations from free-standing to walk-through.

Aquabench

There are nine seating styles comprising floor-mounted, cantilever and self supporting. All corrosion resistant aluminium frames are pre-treated and polyester powder coated for maximum durability. The seating is available in SGL and hardwood.

Aquasafe

Whatever the locker layout, Aquasafe can meet the brief. With Aquasafe lockers, you have the option of a Solid Grade Laminate or aluminium carcass. The 13mm SGL doors have a choice of 36 colours. A range of locker styles and locking mechanisms are available. All designed to suit any school or leisure environment.

Aqualine

Designed for sport and leisure.

Framework and cover rose colour



Light Grey
RAL9006

Actual finish to product framework is 30% gloss

Aqualine features:

- Anti finger trap hinges
- Emergency release lock
- Total flexible choice of changing room configurations
- Tough, rigid aluminium frame
- Significant levelling system to accommodate floors laid with a fall
- ABS fittings and fixtures
- 13mm SGL panels
- Standard height 2100mm
- 100mm floor clearance



Aqualine with Turquoise with Aquasafe lockers in Thistle

Aquabench and Aquasafe

High performance flexible benching and locker systems.

Aquabench features: Aquasafe features:

- Made to measure
 - Choice of flexible styles and seating options
 - All exposed edges and corners radiused for safety
- Complete size and configuration flexibility in SGL
 - Compatible with Aquabench seating
 - Waterproof SGL doors and a choice of aluminium or SGL carcass



Vanities, Duct panelling and Accessories

Complete your washroom with one of our durable and stylish vanity units, our versatile duct panelling and our hard wearing range of accessories.

All our vanity and panelling options are tailor made to suit the needs of your school and our accessories add the finishing touch to create a washroom that your students will love and want to look after for years to come.

Vanities, Duct panelling and Accessories

Vanities

Durable and flexible, laminate vanity units come in a choice of styles and 36 colours

Duct panelling

Versatile and practical, close-fitting and tailor made, our ducting creates the perfect finish to any washroom

Accessories

Practical and attractive, a wide range of products to complete every washroom

Framing

Made to measure, high quality framing for fast installation.

For more information or to view our full range of Vanities, Duct Panelling, Accessories and Framing, visit our website www.amwell-systems.com or call **01763 276 200**.




Ducting



Solid grade laminate



Accessories



High pressure laminate

For more information on any of our ranges visit our website
www.amwell-systems.com or call our helpful team on 01763 276 200

**We are here to advise on everything
from concept to completion.**

01763 276 200

www.amwell-systems.com

**Amwell Systems Ltd
Ground Floor, Suite 2
Middlesex House
Meadway Corporate Centree, Stevenage
Herts
SG1 2EF**

**T +44 (0)1763 276 200
F +44 (0)1763 276 222
contact@amwell-systems.com**

Amwell reserves the right to alter or change specifications without any notice. Colours reproduced in this brochure are only as accurate as the printing process allows.

© Amwell Systems Ltd, 2013